



---

University of Florida  
**Summer 2024**  
Program Guide

---



USFQ CUMBAYÁ CAMPUS  
Cumbayá - Quito



USFQ GAIAS CAMPUS  
San Cristóbal - Galápagos

# Important Information

## USFQ Cumbaya Campus Contacts

---

Carlos Vivero

+593 98 464 0610

[cvivero@usfq.edu.ec](mailto:cvivero@usfq.edu.ec)

María Paz Ayala

+593 99 577 7701

[mayala@usfq.edu.ec](mailto:mayala@usfq.edu.ec)

## USFQ Galapagos Campus Contact

---

David Chacón

+593 98 425 9563

[dchacon@usfq.edu.ec](mailto:dchacon@usfq.edu.ec)

## USFQ Emergency Contact

For emergencies outside regular office hours  
ONLY

+593 98 083 4444

## Hospital for emergencies in Quito

---

Hospital Name: Hospital De Los Valles

Phone: +593 2 297 7900

Address: Av. Interoceánica km 12.5 y Av. Florencia

## Hospital for emergencies in San Cristobal

---

Hospital Name: Hospital Oskar Jandl

Phone: +593 (05) 252 0935

Address: Calle Jaime Roldós & Calle Juan Pablo II,  
Puerto Baquerizo Moreno

# WhatsApp Group Chat

**Scan the QR Code or click on the link  
and join the group!**

We've created this group chat to share updates  
faster while you're in Ecuador.



[https://chat.whatsapp.com/ikWuH6yst  
Ey72IH15P5bjE](https://chat.whatsapp.com/ikWuH6ystEy72IH15P5bjE)



# Arrival information

## Transfers from Airport

---

**Date:** Saturday, May 18

Your host families will pick you from the airport up at your arrival times.

A USFQ Representative will meet you at the international arrivals gate at the Aeropuerto Internacional Mariscal Sucre (Quito's Airport) at most of your arrival times.

## Representatives at Quito Airport

**Times:** Flights arriving from 20:37 (CM 152) to 21:15 (DL 633)

**USFQ Representative:** Alejandro Andrade (+593 98 185 4546)

**Times:** Flight arriving at 22:59 (B6 2851)

**Representative:** Host Family Member

**Times:** Flight arriving at 00:32 on May 19 (CM 211)

**Representative:** Host Family Member



# Homestay Information

## Host Families in Quito

---

### General Information

- You will be assigned to a host family that matches most of your requirements (if not all of them).
- All host families are located on the Cumbayá Valley area, including nearby places like Tumbaco, Miravalle and Lumbisí.
- We strongly encourage you to contact your Host Family in advance. When contacting them, do so through WhatsApp as it is the most common and easiest way of communication in Ecuador.

### What to expect?

- A private room
- Breakfast and dinner
- Laundry
- Internet access
- Other amenities according to your host family
- Family environment
- Communication mostly in Spanish

### What is expected from you?

#### Respect

We expect families to show you respect and we ask that you do the same. Become part of the family, but remember that you are in a family home!

#### Flexibility

We know that getting used to living in a family again can be challenging, but wonderful bonds are created when both student and family are willing to be flexible.

#### Communication

Please let us know if you need support with your host family. We want you to be comfortable and happy where you are living so be sure to reach out with any concerns.



# Homestay Information

## Host Families in Quito

---

### Tips

- To take advantage of the homestay experience, please be open with your family about your food preferences and whatever you think they should know about you (E.g. If you like to be alone sometimes, if you want to close the door to your room, if you would like to do your laundry yourself, etc.).
- Try to involve yourself in homestay conversations! When possible, it is best not to stay shut in your room so that you can integrate with your family.
- Be sure to talk to your host family about the house rules, the keys, etc. and try to be open about how you're doing or if you don't understand something.
- Try not to criticize the way your family members do things or the way things are in general in Ecuador. Instead, embrace the cultural differences. Things won't be the same as at home, and it can require a bit of adaptation at first.
- Take the initiative to ask questions about things that seem different to you to better understand Ecuadorian culture and your host family. This is also an excellent opportunity to use your Spanish skills in everyday life.
- If you think something is not quite right or normal, talk to us, and we will work through it with you. You will find yourself presented with many cultural differences in your homestay but don't assume that everything is cultural, either.
- If, at any point, you feel that your homestay is not a suitable fit for you, please let our staff know!
- You won't be seeing the same brands or foods that you're used to on the table, but get excited to try new foods!



# Lodging Information

## Hotel in Quito (Faculty only)

---

**Name:** Casa Magnolia  
**Phone:** +593 99 728 1888  
**Address:** [Cumbaya, La Praga, Calle E-4B](#)  
**Distance:** 5 minutes away from USFQ (by car)  
**Dates:** May 18 - June 3

## Hotel in Otavalo (Students and Faculty)

---

**Name:** Hotel Indio Inn  
**Phone:** +593 99 134 7994  
**Address:** [Principal Calle Bolivar, 904 y Abdón Calderón](#)  
**Dates:** May 28 - May 29

## Hotel in San Cristobal (Students)


---

**Name:** Dolphin House  
**Phone:** +593 99 719 3932  
**Address:** [492R+4VJ, Puerto Baquerizo Moreno](#)  
**Distance:** 7-minute walk to USFQ Galapagos Campus  
**Dates:** June 3 - June 10

## Hotel in Santa Cruz (Students)

---

**Name:** Hotel Red Booby  
**Phone:** +593 989 739 256  
**Address:** [Islas Plazas Av. & Charles Binford](#)  
**Dates:** June 10 - June 14



ABOUT  
QUITO

---

# Quito

Located in South America, Quito -officially San Francisco de Quito- holds the distinction of being the capital of Ecuador and the first city ever designated a World Heritage Site by UNESCO. In 2008, the city celebrated three decades of being on the prestigious list.

After La Paz in Bolivia, Quito is the second-highest capital city in the world at 2,850 meters. It is the second most populated city in Ecuador, after Guayaquil.

## Quito's key information

Altitude: 9 350,4 ft above sea level

Time zone: UTC - 5

Currency: US dollar

## Weather

Temperature ranges from 55°F at night, to 78°F at noon. During the day temperature averages around 64°F.

It is advisable to have a light raincoat since rains can be unexpected.

# Quito Packing List



Original Passport



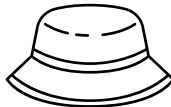
Backpack



Sweater or hoodie



Water Bottle



Hat or Cap



Sunglasses



Light rain jacket




Sunscreen 30+SPF



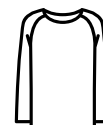
Small umbrella



Walking shoes



Camera or binoculars



Clothes for layering



# USFQ Orientation & Quito's Historic Center

**Date:** Sunday, May 19

**Time:** 09:00

**Room:** Casa Corona CC104

**City Tour Pick-up:** 12:00 from USFQ

**City Tour Drop-off:** 17:30 at USFQ

**USFQ Representative:** María Paz Ayala & Renata Castillo

First, you will have a Safety Orientation and a campus tour of USFQ's Cumbayá Campus, followed by the Academic Introduction to the program.

After that, join us on an immersive tour to discover the history, architecture, sculptures, and art of Quito's colonial cask. Quito's Historic Center is a UNESCO World Heritage Site and one of the most well-preserved colonial cities in the Americas. It is home to many churches, monasteries, and other historical buildings, as well as various museums and art galleries.

## What to wear/bring?

---

- Sunglasses
- Hat/Cap
- Impermeable coat or windbreaker
- Water (very important)
- Dress in layers (T-shirt, blouse, sweater, coat)
- Take a sweater even if the day is warm and sunny
- Rain protection is advised in the afternoon
- Sun protection (SPF 40)
- Good walking shoes
- Camera
- Cash to buy handicrafts and/or souvenirs

## Itinerary

---

- 8:55** Meet María Paz at USFQ's Main Entrance
- 9:00** USFQ Orientation & Campus Tour
- 11:00** Academic Orientation
- 12:00** Leave from USFQ to the Historic Center
- 12:40** Quito's Historic Center Tour (with lunch)
- 17:30** Estimated return to USFQ



# School Visits and Classes at USFQ

Quito

**Date:** Monday, May 20

**Time:** 09:30 AM

**Room:** Casa Corona CC104 (PM Reflection Time at USFQ)

**USFQ Representatives:** Renata Castillo & Camila Cornejo

## Colegio Menor Visit and Reflection Time at USFQ

**9:40** Meet at USFQ's Main Entrance

**9:45** Depart from USFQ

**10:00** Visit Private School (Colegio Menor) - until 13:15

**13:25** Return to USFQ

**15:00** Reflection time at USFQ (*Room: CC104*) - until 16:20

**Date:** Tuesday, May 21

**Time:** 09:30 AM

**USFQ Representatives:** Renata Castillo & Daniela Espinoza

## ReinventED Puenbo & ReinventED IDV visits

**9:25** Meet at USFQ's Main Entrance

**9:30** Depart from USFQ

**10:00** Visit Private School (ReinventED Puenbo) - until 13:00

**13:30** Return to USFQ

**14:45** Meet at USFQ's Main Entrance & Depart from USFQ

**15:30** Visit Private School (ReinventED IDV) - until 17:20

**18:10** Estimated return to USFQ



# School Visits and Classes at USFQ

Quito

**Date:** Wednesday, May 22

**Time:** 09:30 AM

**Room:** Casa Corona CC104 (PM Reflection Time at USFQ)

**USFQ Representatives:** Renata Castillo & Camila Cornejo

## Mine School and Reflection Time at USFQ

- 9:25** Meet at USFQ's Main Entrance
- 9:30** Depart from USFQ
- 10:00** Visit Private School (Mine School) - until 13:00
- 13:30** Return to USFQ
- 15:00** Reflection time at USFQ (*Room: CC104*) - until 16:20

**Date:** Thursday, May 23

**Time:** 09:30 AM

**Room:** Casa Corona CC104 (PM Reflection Time at USFQ)

**USFQ Representatives:** Renata Castillo & Camila Cornejo

## Mine School and Reflection Time at USFQ

- 9:25** Meet at USFQ's Main Entrance
- 9:30** Depart from USFQ
- 10:00** Visit NGO School (Caminitos de Luz) - until 13:00
- 13:30** Return to USFQ
- 15:00** Session to Plan Activities for the Galapagos (*Room: CC104*) - until 16:20

# Middle of the World (Intiñan Museum)

Quito

**Date:** Friday, May 24

**Meeting point:** USFQ's Main Entrance

**Meeting time:** 09:25 AM

At the Intiñan Museum, you will learn from the history of Ecuador's ancestral people to the magnificent effects that the sun produces in our solar cylinder. The museum is located 200 meters away from Ciudad Mitad del Mundo.

The tour begins with a dive into Archaeoastronomy, where you will experience demonstrations of the physical and magnetic forces influenced by Latitude 0, including the Coriolis effect.

Then, visit the Ethnographic section, where two traditional cabins from Ecuadorian Amazon ethnic groups, each representing an ancestral culture, are on display. Learn about the lifestyle, customs, and craftsmanship of various Ecuadorian ethnic groups, such as Salasacas and Shuaras.

Finally, visit the agora or curi-cancha, an intercultural space within the Intiñan Museum where cultural activities and festivities occur.

## What to wear/bring?

- Impermeable coat or windbreaker
- Water (very important)
- Dress in layers (T-shirt, blouse, sweater, coat)
- Take a sweater even if the day is warm and sunny
- Rain protection is advised in the afternoon
- Good walking shoes
- Camera
- Sunglasses
- Hat/Cap
- Sun protection (SPF 40)
- Cash to buy handicrafts and/or souvenirs

## Itinerary

- 09:25** Meet at USFQ's Main Entrance
- 09:30** Depart from USFQ
- 10:15** Intiñan Museum Visit
- 12:30** Estimated return to USFQ



# Capilla del Hombre

Quito

**Date:** Saturday, May 25

**Meeting point:** USFQ's Main Entrance

**Meeting time:** 09:25 AM

**USFQ Representative:** Carlos Vivero

The Capilla del Hombre is located in the northern part of Quito, 25 minutes away from USFQ. This museum hosts a collection of over 5,000 works of art by Guayasamín, including paintings, sculptures, and drawings. Oswaldo Guayasamín was a prominent Ecuadorian painter and sculptor with a unique artistic style. His art is known for its focus on social and human inequalities. He is considered one of the most important artists of Ecuador and Latin America. The museum explores themes of social justice, human suffering, and the dignity of the human spirit.

## What to wear/bring?

---

- Sunglasses & Hat/Cap
- Impermeable coat or windbreaker
- Water (very important)
- Dress in layers (T-shirt, blouse, sweater, coat)
- Take a sweater even if the day is warm and sunny
- Rain protection advised in the afternoon
- Sun protection (SPF 40)
- Good walking shoes
- Camera
- Cash to buy souvenirs

## Itinerary

---

- 09:25** Meet at USFQ's Main Entrance
- 09:30** Depart from USFQ
- 10:00** Capilla del Hombre Visit
- 13:00** Estimated return to USFQ



# Paccari Chocolate Tasting, Ecuadorian Cuisine Cooking Class & Reflection Time

Quito

**Date:** Monday, May 27

**Meeting point:** USFQ's Main Entrance

**Meeting time:** 09:25 AM

**USFQ Representatives:** Renata Castillo & María Paz Ayala

You will get immersed in the world of chocolate by participating in the Paccari Chocolate Tasting workshop. Dive into the rich history of chocolate, explore the nuances of flavor from various cacao beans, and learn how to shop for chocolate bars that are both ethical and guilt-free. It's a delicious journey that will give you a deeper appreciation for this beloved treat!

Then, explore the vibrant flavors of Ecuador in our hands-on cooking class! Learn to prepare authentic Ecuadorian dishes and uncover the culinary secrets of this diverse cuisine. Immerse yourself in a cultural experience that will awaken your taste buds and leave you with new skills to recreate these flavors at home. Join us for an unforgettable culinary journey through Ecuador!

## What to wear/bring?

- Sunglasses & Hat/Cap
- Impermeable coat or windbreaker
- Water (very important)
- Comfortable Clothes - Dress in layers (T-shirt, blouse, sweater, coat)
- Sun protection (SPF 40)
- Good walking shoes
- Cash to buy souvenirs

## Itinerary

- 09:25** Meet at USFQ's Main Entrance
- 09:30** Depart from USFQ
- 10:00** Paccari Chocolate Tasting at Casa Ilayaku
- 11:00** Ecuadorian Cuisine Cooking Class & Lunch
- 14:30** Estimated return to USFQ
- 15:00** Reflection time at USFQ (*Room: Newton CC104*) - until 16:20

# School Visit in Otavalo & Otavalo Town Visit

— Otavalo (May 28 to May 29)

**Date:** Tuesday, May 28

**Time:** 07:30 AM

**USFQ Representatives:** Renata Castillo & María Paz Ayala

**Lodging:** Hotel Indio Inn (May 28)

## Saminay School Visit

---

**7:25** Meet at USFQ's Main Entrance

**7:30** Depart from USFQ

**10:00** Visit School in Otavalo until 15:30 (Saminay School) - lunch at School

**19:00** Dinner at Hotel Indio Inn

## What to wear/bring?

---

- Sunglasses & Hat/Cap
- Impermeable coat or windbreaker
- Water (very important)
- Dress in layers (T-shirt, blouse, sweater, coat)
- Sweater / Jacket / Coat
- Sun protection (SPF 40)
- Good walking shoes
- Cash to buy souvenirs/handicrafts

### Important:

Bring a bag/backpack for a two-day trip. You'll overnight in Otavalo at Hotel Indio Inn

- Otavalo's weather is similar to Quito's, but a bit colder.

**Date:** Wednesday, May 29

**Time:** 09:00 AM

**USFQ Representatives:** Renata Castillo & María Paz Ayala

## Otavalo Town Visit

---

**AM** Breakfast at Hotel Indio Inn

**9:00** Depart from Hotel

**09:45** Cuicocha: Short hike around the lake

**11:30** Artisanal Weaving Activity and Lunch at a Peguche Wasi

**14:00** Otavalo Artisanal Market - until 15:30

**18:00** Estimated arrival at USFQ

Otavalo is an indigenous town in the north of Ecuador. The locals from the town are famous for weaving textiles, hosting a large outdoor artisanal market, and traveling the world to share their culture and products.



# Project Visits and Classes at USFQ

Quito

**Date:** Thursday, May 30

**Time:** 10:00 AM

**Room:** Casa Corona CC104

**USFQ Representative:** Renata Castillo

## NGO Lecture, School Fab Lab Visit & Reflection Time

**10:00** NGO Lecture - Unidos por la Educación (*Room: CC104*) - until 11:30

**12:00** Visit USFQ's School Fab Lab - until 13:00

**14:00** Reflection time at USFQ (*Room: CC104*) - until 15:20

**Date:** Friday, May 31

**Time:** 09:30 AM

**Room:** Casa Corona CC104

**USFQ Representatives:** Renata Castillo & Camila Cornejo

## Huella Educativa Lecture & Lupini Library Visit

**9:30** Huella Educativa Project Lecture (*Room: CC104*) - until 11:00

**11:30** Reflection time at USFQ (*Room: CC103*) - until 13:00

**14:15** Meet at USFQ's Main Entrance & Depart from USFQ

**14:30** Visit Lupini Library at Carlos Aguilar School

**15:20** Return to USFQ



ABOUT

---

# Galapagos



# Galapagos Islands

## Ecuador

---

**World Culture Heritage Site** Declared by  
**UNESCO** in 1978

The Enchanted Archipelago features some of the world's most unique endemic **wildlife** species and wonderful landscapes that continually rank among the world's best.

### **GAIAS USFQ**

Located in San Cristobal Island, GAIAS offers multiple academic programs for international exchange and research collaborations.

Time Zone: GMT-6 (1 hour less than Quito)

### **Weather**

Warm/Rainy Season (Dec-May).

Average on-land temperature: 70 - 80 °F

Average water temperature: 70 °F

Cold/Dry Season (Jun-Nov).

Average on-land temperature: 60 - 70 °F

Average water temperature: 66 °F

### **Playa Mann**

Our campus is located in front of Playa Mann, a wonderful beach ideal for swimming, surfing, and snorkeling with dozens of exotic fish species and sea lions.

# Galapagos Packing List



Original  
Passport



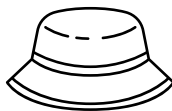
Sunblock 30+ SPF



Backpack



Water Bottle



Hat or Cap



Sunglasses



Light rain  
jacket




Insect  
Repellent



Lightweight  
shorts & t-shirts



Sandals



Swimsuits



Quick-dry towel



# Galapagos Packing List

- Photocopies of all documents (i.e., passport)
- Health Insurance policies (required)
- Cash, credit cards
- Money belt or belt pouch
- If you are taking medicine, make sure you have ALL the medicine you need as you will NOT be able to buy it on the Island.
- Motion/sea sickness pills (available in Pharmacies in San Cristobal)
- Feminine hygiene (tampons are hard to find)
- Beach towel
- Specialty toiletry items
- Spare contact lenses & solution or eyeglasses if you wear them
- Insect repellent
- Light rain jacket or poncho
- Short & long-sleeved shirts
- Chapstick
- Camera/batteries
- Sneakers or hiking boots (for dry landings & rocky shores)
- Flashlight & extra batteries
- Zip bags to avoid your things getting wet

# Galapagos Information

## Arrival Flight

**Date:** Monday, June 3

**Transfer to the airport:** 6:15 AM from USFQ

**Flight:** AVIANCA AV 1630

Departs at **09:24 AM** from Quito

60-minute stop in Guayaquil (do not get off the plane)

Arrives in San Cristobal, Galapagos at **12:12 PM**

There will be a USFQ representative to pick you up at the hotel for transfer to Quito airport.

There will be a USFQ representative with a USFQ sign to meet you at the Galapagos Airport.

## Departure Flight

**Date:** Friday, June 14

**Transfer to the airport:** 10:00 AM from Hotel

**Flight:** AVIANCA AV 1639

Departs at **1:53 PM** from Baltra Island, Galapagos

50-minute stop in Guayaquil (do not get off the plane)

Arrives in Quito at **6:26 PM**

## Hotel in San Cristobal (Students)

**Name:** Dolphin House

**Phone:** +593 99 719 3932

**Address:** [492R+4VJ, Puerto Baquerizo Moreno](#)

**Distance:** 7-minute walk to USFQ Galapagos Campus

**Dates:** June 3 - June 10

## Hotel in Santa Cruz (Students)

**Name:** Hotel Red Booby

**Phone:** +593 989 739 256

**Address:** [Islas Plazas Av. & Charles Binford](#)

**Dates:** June 10 - June 14



# USFQ Galapagos Orientation

## Welcome Lunch & Interpretation Center / Frigate Bird Hill Hike

**Date:** Monday, June 3

**Time:** 13:00

**Room:** Aula 6

**USFQ Representative:** David Chacón

First, you will enjoy a Welcome Lunch at a local restaurant. Then, we will have a safety orientation and a campus tour of USFQ's GAIAS Campus.

We'll continue by exploring the Interpretation Center, which provides a historical context for the islands. Following a scenic trail with a moderate hike to Frigate Bird Hill, we'll reach the summit for panoramic views of Darwin Bay, where Charles Darwin first landed in the Galapagos. Be prepared for warmer temperatures; sunscreen and hydration are essential.

### What to wear/bring?

---

- Sunglasses & Hat/Cap
- Sunblock
- Insect repellent
- Light rain jacket or poncho
- T-shirt
- Shorts
- Cap/Hat/Visor
- Sneakers or hiking shoes
- Water bottle
- Small backpack

### Itinerary

---

- 12:45** Transfer from airport & hotel check-in
- 13:15** Welcome lunch
- 14:15** USFQ Orientation
- 15:45** Interpretation Center and Frigate Bird Hill excursion



# Hacienda Tranquila & Reflection Time

San Cristobal

**Date:** Tuesday, June 4

**Meeting Point:** Hotel Lobby

**Meeting Time:** 8:30 AM

**USFQ Representatives:** Renata Castillo & María Paz Ayala

Hacienda Tranquila offers diverse opportunities for engagement within its multi-dimensional project. Activities range from farming and endemic species reforestation to invasive species control, all while fostering partnerships for climate change monitoring with the Galapagos Science Center.

The commitment to conserving this land for future generations is evident through practices such as agroecology, rainwater collection, and the establishment of regenerative areas where nature thrives untouched. The hacienda's 121 acres boast varied topography, with zones dedicated to organic gardens, livestock, reforestation, and habitat restoration, including the protection of endangered species like the Scalesia tree and Galapagos Petrels.

## What to wear/bring?

- Sunblock
- Insect repellent
- Sunglasses
- Light rain jacket or poncho
- Lightweight pants or shorts
- Cap/hat/visor
- Water bottle
- Sneakers or hiking shoes (Close-toed shoes, mandatory)
- Small backpack

## Itinerary

**8:30** Depart from Hotel

**9:00** Activities at Hacienda Tranquila (focus: Reforestation)

**PM** Lunch at Hacienda Tranquila

**15:00** Return to Hotel

**16:00** Reflection time at USFQ's GAIAS Campus



# SERVUS Galápagos

San Cristobal

**Date:** Wednesday, June 5

**Meeting Point:** [USFQ GAIAS Campus](#)

**Meeting Time:** 14:20 PM

**USFQ Representatives:** Renata Castillo, Juan Pablo Gallegos & María Paz Ayala

Servus Galapagos is an initiative promoted by USFQ with the objective of sharing fundamental knowledge in various social areas with the inhabitants of San Cristobal Island in Galapagos. This proposal is materialized through the delivery of workshops and seminars during the summer.

The reality of San Cristobal Island is complex. Although tourism is the main source of income, the lack of recreational activities and limited access to basic information create critical problems. Among the challenges identified are the lack of food education, high drug consumption, increased domestic violence, risk of sexually transmitted diseases, and harassment of women and family members. Servus Galapagos emphasizes meaningful learning on sensitive issues for the community, addressing children, youth, and adults. The project seeks not only to offer temporary solutions but to generate a sustainable impact through the transmission of key knowledge.

## What to wear/bring?

- Sunblock
- Insect repellent
- Sunglasses
- Light rain jacket or poncho
- Lightweight pants or shorts
- Cap/hat/visor
- Water bottle
- Sneakers or hiking shoes
- Small backpack

## Itinerary

**AM** Free Morning

**14:20** Join the SERVUS Project and participate in outreach activities - until 17:30



# El Junco, Galapaguera & Puerto Chino

San Cristobal

**Date:** Thursday, June 6

**Meeting Point:** Hotel Lobby

**Meeting Time:** 09:00 AM

**USFQ Representatives:** Renata Castillo & María Paz Ayala

Located in the highlands, **El Junco** is the only permanent natural freshwater lake in the whole archipelago. It is at an altitude of over 2,300 feet, formed in a collapsed volcanic crater. The name "El Junco" comes from the "junco" plants that grow around the lake. You can enjoy hiking trails, stunning views, and birdwatching. In the **Galapaguera**, a tortoise breeding center, you'll have the opportunity to see giant Galapagos Turtles in different stages of life in a semi-natural habitat, observe these magnificent creatures and learn about the conservation efforts to protect them. This giant tortoise reserve was established in 2003 to help the island's tortoise population recover from threats like human activities. Finally, enjoy the end of the day in **Puerto Chino**, a calm and quiet white-sand beach.

## What to wear/bring?

---

- Sunblock
- Insect repellent
- Sunglasses
- Light rain jacket or poncho
- Shorts or lightweight pants
- Cap/hat/visor
- Water bottle
- Sneakers or hiking shoes
- Sandals
- Small backpack
- Swimsuit
- Towel

## Itinerary

---

- 09:00** Depart from Hotel
- 09:30** El Junco
- 11:00** La Galapaguera
- 12:30** Lunch
- 14:00** Puerto Chino beach
- 15:00** Return to Hotel



# Lectures & Reflection Time at USFQ, SERVUS

San Cristobal

**Date:** Friday, June 7

**Meeting Point:** [USFQ GAIAS Campus](#)

**Meeting Time:** 09:20 AM

**USFQ Representatives:** Renata Castillo & María Paz Ayala

On this day, you will hear from USFQ leaders about the community outreach projects they conduct on San Cristobal Island.

In the afternoon, you will rejoin the SERVUS Galapagos Project activities.

## What to wear/bring?

- Sunblock
- Insect repellent
- Sunglasses
- Light rain jacket or poncho
- Lightweight pants or shorts
- Cap/hat/visor
- Water bottle
- Sneakers or hiking shoes
- Small backpack

## Itinerary

- 09:30** Galapagos Science Center Community Outreach Projects Lecture at USFQ's GAIAS Campus
- 11:00** Gills Club Project Lecture - Until 12:00 at USFQ's GAIAS Campus
- 14:20** Meet at USFQ
- 14:30** Join the SERVUS Project and participate in outreach activities - until 17:30
- PM** Talent Show (optional participation)



# Lobos Island (Snorkel)

San Cristobal

**Date:** Saturday, June 8

**Meeting Point:** [Blue Evolution Agency](#)

**Meeting Time:** 12:40 PM

**USFQ Representatives:** María Paz Ayala

Lobos Island is a small but beautiful islet located just off the coast of San Cristobal Island in the Galapagos. The islet is named after the playful sea lions that make their home there. You'll enjoy swimming and snorkeling with these friendly creatures in the crystal-clear waters surrounding the site.

Lobos Island is also home to a variety of other marine life, including turtles and colorful fish. You will also be able to spot blue-footed boobies and Nazca boobies residing on the island, as well as frigatebirds to be seen.

## What to wear/bring?

- Sunblock
- Insect repellent
- Light rain jacket or poncho
- Swimsuit
- Hat/visor
- Sneakers or hiking shoes
- Water bottle
- Snorkel equipment (included)

## Itinerary

**AM** Free Morning

**12:40** Meet at [Blue Evolution Agency](#)

**13:00** Isla Lobos Excursion (lunch on board)



# Transfer to Santa Cruz Island & Tortuga Bay Excursion

## Santa Cruz

**Date:** Monday, June 10

**Meeting Point:** [Hammerhead Shark Pier \(Main Dock\)](#)

**Meeting Time:** 06:30

**USFQ Representative:** María Paz Ayala & Gabriela Salcedo

## Transfer from San Cristobal to Santa Cruz

Bring all your belongings as you will transfer to another island and will not come back to San Cristobal. If you get seasick easily, we recommend you take the respective medication, since it's a 2-hour boat trip from San Cristobal to Santa Cruz. Once you arrive in Santa Cruz, you'll check in at the Hotel and have free lunchtime.

## PM Tortuga Bay excursion

Tortuga Bay is a beautiful, long, white sand beach where marine iguanas rest with a large crystalline turquoise blue sea. At the end of your journey at the site, you will find a quiet lagoon surrounded by mangroves where you can swim. It is located about 5km west of Puerto Ayora. This walk will give you a unique opportunity to see the coastal and arid vegetation of the area as well as different birds and small sharks.

## What to bring?

- Sunblock
- Water bottle
- Hat/cap
- Sunglasses
- Athletic/comfortable shoes (45-minute walk each way)
- Shorts or light pants
- T-Shirt
- Small backpack
- Towel
- Swimsuit
- Sandals



# Tomás de Berlanga School

Santa Cruz

**Dates:** Tuesday, June 11 & Wednesday, June 12

**Meeting Point:** Hotel Lobby

**Meeting Time:** 08:15 AM

**USFQ Representatives:** Gabriela Salcedo & María Paz Ayala

The Scalesia Foundation, together with USFQ, seeks to generate a positive influence on the educational system of the Galapagos Islands and support the creation of a sustainable educational model that can be applied in the Islands, both privately and publicly.

The project intends to support the private school Tomás de Berlanga as a pilot intervention to design a new educational model focused on conservation, social development and global citizenship.

## What to wear/bring?

---

- Sunblock
- Insect repellent
- Sunglasses
- Light rain jacket or poncho
- Lightweight pants or shorts
- Cap/hat/visor
- Water bottle
- Sneakers or hiking shoes
- Small backpack

## Itinerary (June 11)

---

**08:30** Arrive at Tomas de Berlanga School

**08:35** Activities at School (School Campus Tour, Class Observation) - until 13:30

**PM** Reflection Time

## Itinerary (June 12)

---

**08:30** Arrive at Tomas de Berlanga School

**08:35** Activities at School (Volunteering and Support Work) - until 13:30

**PM** Reflection Time



# Charles Darwin Research Station & Bay Tour

Santa Cruz

**Dates:** Thursday, June 13

**Meeting Point:** Hotel Lobby

**Meeting Time:** AM

**USFQ Representatives:** Gabriela Salcedo & María Paz Ayala

**The Charles Darwin Research Station (CDRS)** is located in Puerto Ayora on Santa Cruz Island. Scientists use the station as a base of operations for their research. In this center, the most impressive attraction is the giant tortoise breeding center, where you can see tortoises of all sizes and shell types, including the famous Lonesome George in a state of taxidermy. In addition, you will find exhibits with relevant information about local conservation projects, curious facts about the species, and other surprises that you will find along the way.

In the afternoon, you will visit different unique places around Santa Cruz island as part of the **Bay Tour**. Depending on the conditions, you will start by visiting the Canal de los Tiburones. Continuing with the route, we visit the beautiful Canal del Amor with its peculiar turquoise color. Another point to visit is the Playa de los Perros, where the largest marine iguanas on the island live. Finally, you will visit Las Grietas, formed by lava fissures forming two giant walls.

## What to bring?

---

- Sunblock
- Water bottle
- Hat/cap
- Comfortable walking shoes
- Sunglasses
- Shorts or light pants
- Swimsuit
- Small backpack
- Snorkeling equipment (included in the Bay Tour)

## Itinerary

---

- AM** Charles Darwin Research Station Visit
- PM** Lunch
- PM** Bay Tour
- PM** Farewell Dinner

# Return to Quito

Santa Cruz & Baltra

---

## Departure Flight

**Date:** Friday, June 14

**Transfer to the airport:** 10:00 AM from Hotel

**Flight:** AVIANCA AV 1639

Departs at **1:53 PM** from Baltra Island, Galapagos

50-minute stop in Guayaquil (do not get off the plane)

Arrives in Quito at **6:26 PM**

### **IMPORTANT:**

- Have your passport and Transit Control Card (TCT) handy.

# General Program Itinerary

Subject to change

N.	DATE	TIME	ACTIVITY	EXCURSION NOTES	TRANSPORTATION	LODGING	MEALS
1	Sat 18-May	TBC TBC	Arrival in Quito Transfer to the Hotel		Transfer to Hotel	Host Families in Quito	N/A
2	Sun 19-May	09:00 11:00 12:00 17:30	USFQ Orientation & Campus Tour Academic Orientation Quito's Historic Center Tour (with lunch) Estimated arrival at USFQ			Host Families in Quito	B, L, D
3	Mon 20-May	09:45 10:00-13:00 15:00-16:20	Depart from USFQ Visit Private School (Colegio Menor) Reflection time on Campus (USFQ)	The bus will return to USFQ after the school visit	Private Transportation (Bus)	Host Families in Quito	B, D
4	Tue 21-May	09:30 10:00-13:00 14:50 15:30-17:20 18:00	Depart from USFQ Visit Private School (ReinventED Puenbo) Depart from USFQ Visit Private School (ReinventED IDV) Estimated arrival at USFQ	The bus will return to USFQ after the school visit The bus will return to USFQ after the school visit	Private Transportation (Bus)	Host Families in Quito	B, D
5	Wed 22-May	09:30 10:00-13:00 15:00-16:20	Depart from USFQ Visit Private School (Mine) Reflection time on Campus (USFQ)	The bus will return to USFQ after the school visit	Private Transportation (Bus)	Host Families in Quito	B, D
6	Thu 23-May	09:30 10:00-13:00 15:00-16:20	Depart from USFQ Visit NGO (Caminitos de Luz) Session to Plan Activities for the Galapagos	The bus will return to USFQ after the NGO visit	Private Transportation (Bus)	Host Families in Quito	B, D
7	Fri 24-May	AM	Middle of the World excursion		Private Transportation (Bus)	Host Families in Quito	B, D
8	Sat 25-May	AM	Capilla del Hombre		Private Transportation (Bus)	Host Families in Quito	B, D
9	Sun 26-May	FULL DAY	Free Day			Host Families in Quito	B, D
10	Mon 27-May	10:00 11:00 14:30 15:00-16:20	Paccari Tasting at Casa Ilayaku Ecuadorian Cuisine Cooking Class at Casa Ilayaku and lunch Return to USFQ Reflection time on Campus (USFQ)		Private Transportation (Bus)	Host Families in Quito	B, L, D
11	Tue 28-May	07:30 10:00 PM	Depart from USFQ Otavalo: Experiential Learning at Saminay (Local School), lunch at School - until 15:30 Dinner in Otavalo		Private Transportation (Bus)	Hotel in Otavalo	B, L, D
12	Wed 29-May	FULL DAY PM	Otavalo town visit (Artisanal Market) Travel back to Quito		Private Transportation (Bus)	Host Families in Quito	B, L, D
13	Thu 30-May	10:00-11:30 12:00-13:00 14:00-15:20 09:30 11:30-13:00	NGO Lecture: Unidos por la Educación Visit USFQ's School Fab Lab Reflection time on Campus (USFQ) Huella Educativa (USFQ) Reflection time on Campus (USFQ)			Host Families in Quito	B, D
14	Fri 31-May	14:15 14:30 16:00	Depart from USFQ - meet at Main Entrance Visit Biblioteca Lupini (Lupini Library) at Carlos Aguilar School Estimated arrival at USFQ	The bus will return to USFQ after the Library visit	Private Transportation (Bus)	Host Families in Quito	B, D
15	Sat 01-Jun	FULL DAY	Free Day			Host Families in Quito	B, D
16	Sun 02-Jun	FULL DAY	Free Day			Host Families in Quito	B, D
17	Mon 03-Jun	06:00 09:24 12:45 13:00 14:00 15:30	Transfer from USFQ to Quito Airport Fly to Galapagos Transfer to USFQ Welcome Lunch Galapagos Galapagos Orientation & Campus Tour Interpretation Center, Frigate Bird Hill		Transfer to Quito Airport Flight to Galapagos Transfer Galapagos	Hotel in San Cristobal	B, L
18	Tue 04-Jun	AM 16:00	Hacienda Tranquila (Volunteering) & lunch Reflection time at USFQ		Private Transportation (Bus)	Hotel in San Cristobal	B, L
19	Wed 05-Jun	AM 14:30	Free Morning SERVUS Community Outreach Project Activity			Hotel in San Cristobal	B
20	Thu 06-Jun	FULL DAY	El Junco, La Galapaguera & Puerto Chino		Private Transportation (Bus)	Hotel in San Cristobal	B, L
21	Fri 07-Jun	09:30 11:00 14:30 PM	Guest Lectures at USFQ Gills Club - Diana Pazmiño SERVUS Community Outreach Project Activity Talent Show			Hotel in San Cristobal	B
22	Sat 08-Jun	PM	Lobos Island excursion			Hotel in San Cristobal	B, L
23	Sun 09-Jun	FULL DAY	Free Day			Hotel in San Cristobal	B
24	Mon 10-Jun	AM PM	Transfer to Santa Cruz Island (Speedboat) Tortuga Bay Excursion		Speedboat (could be shared) Private Transportation (Bus)	Hotel in Santa Cruz	B
25	Tue 11-Jun	FULL DAY	Activities at Local School (Tomas de Berlanga)			Hotel in Santa Cruz	B
26	Wed 12-Jun	FULL DAY	Activities at Local School (Tomas de Berlanga)			Hotel in Santa Cruz	B
27	Thu 13-Jun	AM PM PM	Charles Darwin Research Center Bay Tour Farewell Dinner		Private Transportation (Bus) Boat (could be shared)	Hotel in Santa Cruz	B, L, D
28	Fri 14-Jun	AM AM	Transfer to Baltra Airport Fly to Quito Program Ends		Transfer to Baltra Airport		B



# For Further Information

Carlos Vivero

International Programs Office

Email: [cvivero@usfq.edu.ec](mailto:cvivero@usfq.edu.ec)